







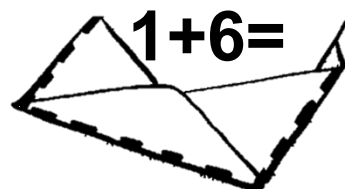
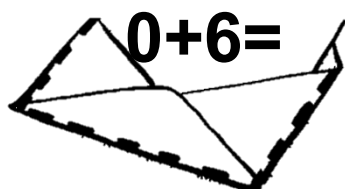
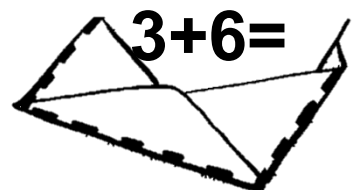
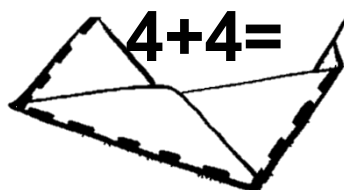
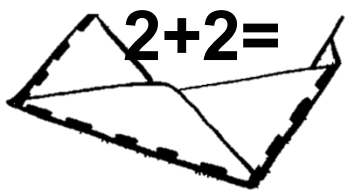
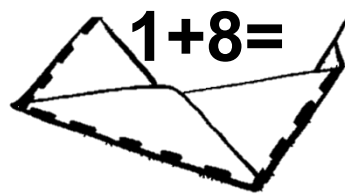
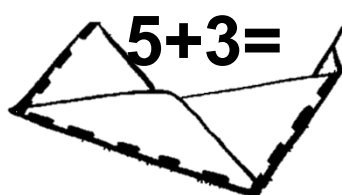
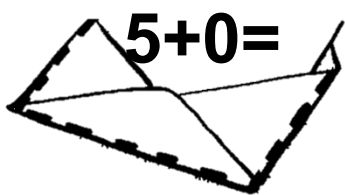


## חיבור וחסור

א' – פתור את התרגילים שלפניך:



ב' – השלם את המכתב וצבע את התוצאות הזוגיות



# ג' – העבר כל גזר לשפן שבו מופיעה התוצאה:

